











Industrial Batteries – Network Power
Sonnenschein SOLAR
Safe storage capacity for renewable energy.

Specifications

The compact alternative for smaller solar applications.

Sonnenschein SOLAR batteries are specially designed for small to medium performance requirements in leisure and consumer applications. The advantages of the maintenance free VRLA-batteries are enhanced by the worldwide high reputation and technical image of the dryfit technology. Typical applications are weekend and holiday houses without mains supply, street solar stations, information signs, parking meters, wireless emergency phone boxes and also other safety equipment power supplies.

	
Nominal capacity 6.6 – 230 Ah	Block battery
	
Grid plate	800 cycles acc. to IEC 896-2
	
Valve regulated lead- acid batteries	Recyclable
	
Proof against deep discharge	Maintenance-free (no topping-up)



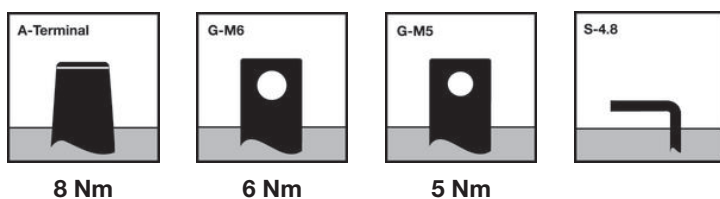
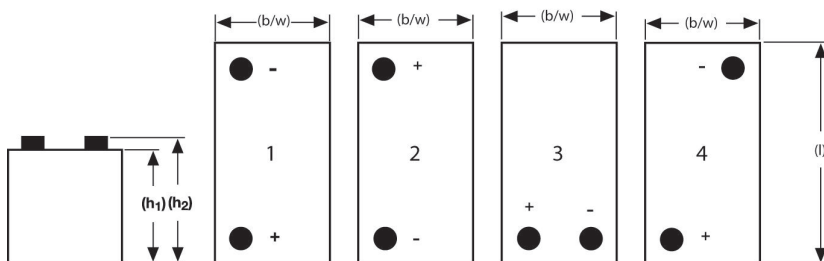
Technical characteristics and data

Exide type designation	Part number	Nom. voltage	Nominal capacity	Discharge current	Length (l)	Width (b/w)	Height up to top of cover (h1)	Height incl. connectors (h2)	Weight approx. kg	Terminal	Terminal position
		V	C ₁₀₀ 1.80 Vpc Ah	I ₁₀₀ A	max. mm	max. mm	max. mm	max. mm			
S12/6.6 S	NGSO1206D6HSOSA	12	6.60	0.06	152	65.5	94.5	98.4	2.60	S-4.8	3
S12/17 G5	NGSO120017HSOBA	12	17.0	0.17	181	76.0	-	167	6.10	G-M5	1
S12/27 G5	NGSO120027HSOBA	12	27.0	0.27	167	176	-	126	9.60	G-M5	1
S12/32 G6	NGSO120032HSOBA	12	32.0	0.32	197	132	160	184	11.1	G-M6	2
S12/41 A	NGSO120041HSOCA	12	41.0	0.41	210	175	-	175	14.6	A-Terminal	1
S12/60 A	NGSO120060HSOCA	12	60.0	0.60	261	136	208	230	19.0	A-Terminal	1
S12/85 A	NGSO120085HSOCA	12	85.0	0.85	353	175	-	190	26.8	A-Terminal	1
S12/90 A	NGSO120090HSOCA	12	90.0	0.90	330	171	213	236	30.0	A-Terminal	2
S12/130 A	NGSO120130HSOCA	12	130	1.30	286	269	208	230	39.0	A-Terminal	4
S12/230 A	NGSO120230HSOCA	12	230	2.30	518	274	216	238	67.0	A-Terminal	3

Capacities C₁ – C₁₀₀ (20 °C)

Type	C ₁ 1.70 Vpc	C ₅ 1.70 Vpc	C ₁₀ 1.70 Vpc	C ₂₀ 1.75 Vpc	C ₁₀₀ 1.80 Vpc
S12/6.6 S	2.90	4.60	5.10	5.70	6.60
S12/17 G5	9.30	12.6	14.3	15.0	17.0
S12/27 G5	15.0	22.1	23.5	24.0	27.0
S12/32 G6	16.9	24.4	27.0	28.0	32.0
S12/41 A	21.0	30.6	34.0	38.0	41.0
S12/60 A	30.0	42.5	47.5	50.0	60.0
S12/85 A	55.0	68.5	74.0	76.0	85.0
S12/90 A	50.5	72.0	78.0	84.0	90.0
S12/130 A	66.0	93.5	104	110	130
S12/230 A	120	170	190	200	230

Drawings with terminal position, terminal and torque



Not to scale!